


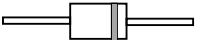







*Transient Voltage Suppressors (TVS) Selection Guide*

Package Types	Part No.	Electrical Characteristics(Rating at 25°C Ambient Temperature)				
		Peak Power Dissipation P <sub>PK</sub> (W)	Reverse Standoff Voltage-V <sub>wm</sub> (V)	Max.Peak Pulse Current-I <sub>pp</sub> (A)	Max. Clamping Voltage V <sub>c</sub> (V)@I <sub>pp</sub>	Max.Reverse Leakage I <sub>D</sub> (uA)@V <sub>wm</sub>
 SOD-123FL	SMF5.0(C)A~SMF170(C)A	200	5.0~170	21.7~0.6	9.2~275	400~1.0
 SMAF(DO-221AC)	<b>*NEW*</b> SMA6F5.0A~SMA6F13A	600	5~13	68~29	9.2~20.4	100~0.2
 DO-41	P4KE6.8(C)(A)~P4KE550(C)(A)	400	5.8~495	39~0.52	10.5~760	1000~1.0
 DO-15	P5KE5.0(C)(A)~P5KE200(C)(A)	500	5~200	54.3~1.5	9.2~324	600~3.0
	SAC5.0~SAC50		5~50	44~5.8	10~88	300~5.0
	SA5.0(C)(A)~SA170(C)(A)		5~170	55.4~1.9	9.2~275	600~1.0
	P6KE6.8(C)(A)~P6KE600(C)(A)	600	5.8~512	57~0.75	10.5~828	1000~5.0
	<b>*NEW*</b> SAC136	1.5	136	2.7	219	1.0
 DO-201AE	1.5KE6.8(C)(A)~1.5KE550(C)(A)	1500	5.8~467	144.8~2	10.5~760	1000~5.0
	LCE6.5A~LCE28A		6.5~28	100~33	11.2~45.5	1000~5
 R-6	3KP5.0(C)(A)~3KP220(C)(A)	3000	5~220	326.1~8.1	9.2~371.1	5000~10
	5KP5.0(C)(A)~5KP250(C)(A)	5000	5~250	543~12	9.2~425	5000~10
	15KP17(C)(A)~15KP280(C)(A)	15000	17~280	512~33	29.3~452	5000~10
	30KP28(C)(A)~30KP288(C)(A)	30000	28~288	606~64.5	50~469.9	5000~10
 SMA(DO-214AC)	SMAJ5.0(C)(A)~SMAJ440(C)(A)	400	5~440	43.5~0.6	9.2~713	800~1.0
	SMAJP4KE6.8(C)(A)~SMAJP4KE550(C)(A)		5.8~495	39~0.5	10.5~760	1000~1
	<b>*NEW*</b> SMA6J5.0A~SMA6J33A	600	5~33	65.2~11.3	9.2~53.3	800~5.0
	SMA6J9.0CA~SMA6J28CA	600	9~28	39~13.2	15.4~45.4	5.0
 SMB(DO-214AA)	SMBSAC5.0~SMBSAC50	500	5~50	44~5.8	10~88	300~5
	SMBJP6KE6.8(C)(A)~SMBJP6KE550(C)(A)	600	5.8~495	58.1~0.8	10.5~760	1000~5
	SMBJ5.0(C)(A)~SMBJ440(C)(A)		5~440	65.2~0.9	9.2~713	800~5
 SMC(DO-214AB)	SMCJ5.0(C)(A)~SMCJ440(C)(A)	1500	5~440	163~2.1	9.2~713	800~5
	SMCJ1.5KE6.8(C)(A)~SMCJ1.5KE550(C)(A)		5.8~495	144.8~2	10.5~760	1000~5.0
	SMLJ5.0(C)(A)~SMLJ170(C)(A)	3000	5~170	326~11	9.2~275	1000~5
	5.0SMLJ11(C)(A)~5.0SMLJ170(C)(A)	5000	11~170	275~18.2	18.2~275	800~5